

Exhibit Halls ABCDEF  
Floor Loads: 125 PSF



## Exhibit Level North/South

**Disclaimer:**  
This drawing is intended as a guide only.  
The Moscone Center/SMG cannot be held  
responsible for on-site variations or  
adjustments.

11.10.2021

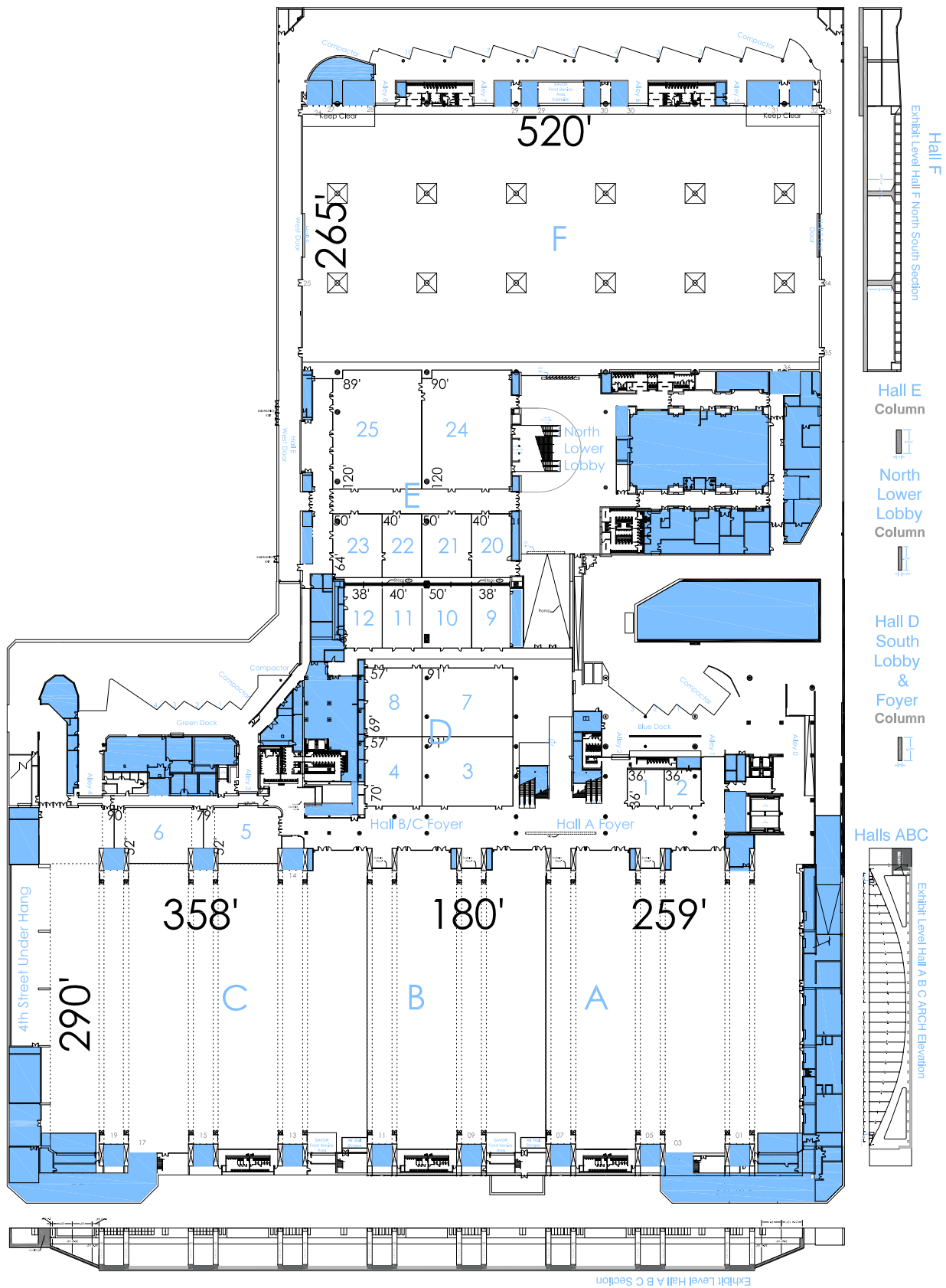


Exhibit Halls ABCDEF  
Floor Loads: 125 PSF



Exhibit Level North/South

Dimensions

**Disclaimer:**  
This drawing is intended as a guide only.  
The Moscone Center/SMG cannot be held  
responsible for on-site variations or  
adjustments.

11.10.2021

Booth Inventory as of 02/21/2021

North Hall Booths-Halls E & F

Exhibition Level Booth Count

HALL	Booths
HALL E	214 Booths
HALL F	744 Booths
HALL E&F	959 Booths

0% - 0 SqFt Rented  
100% - 96,900 SqFt Available

Dimension	Size	Qty	SqFt	Rented	Available
10'x10'	100	969	96,900	0	969
Totals:		969	96,900	0	969

Class Inventory as of 01/23/2017

South Hall Booths

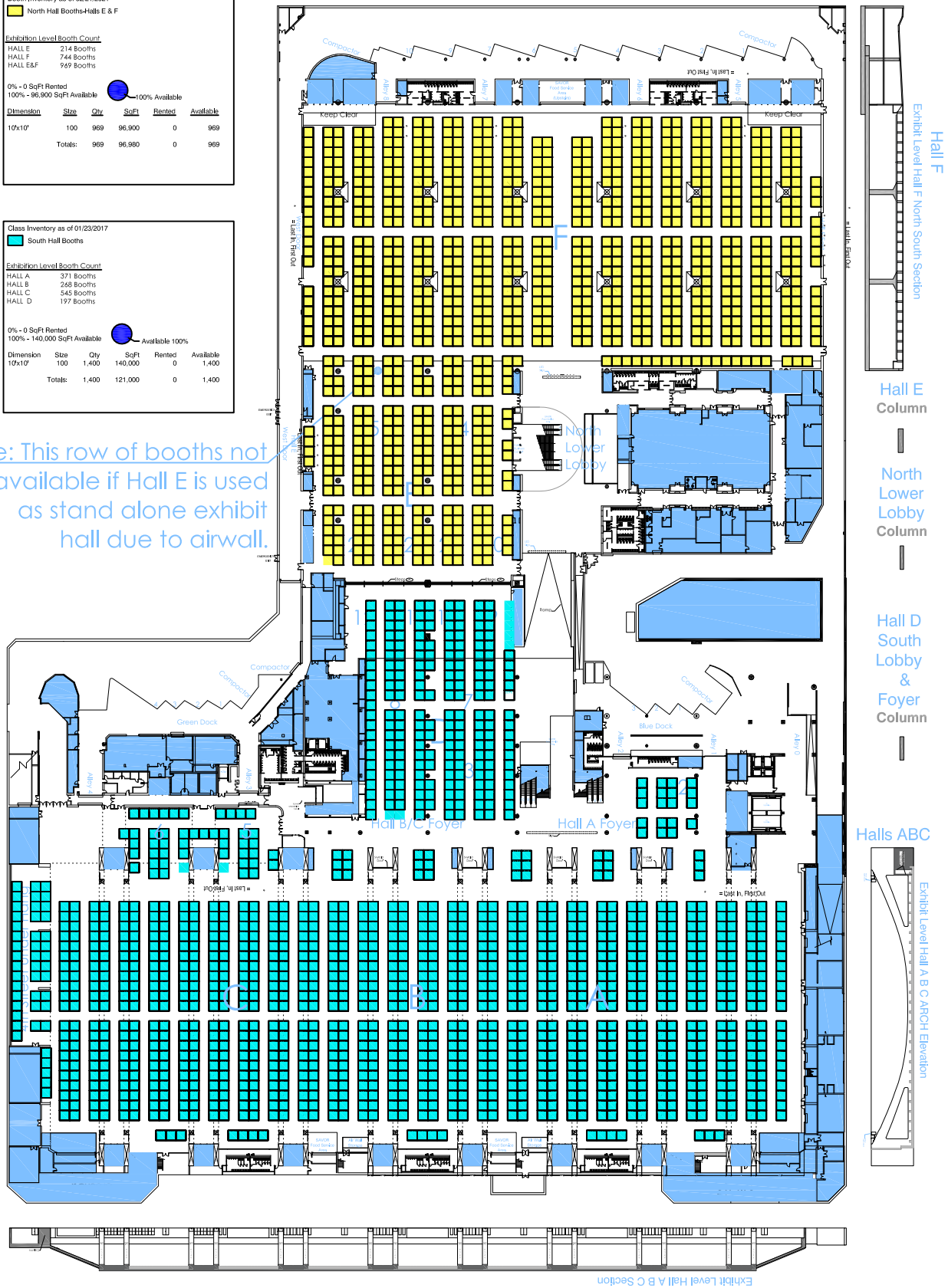
Exhibition Level Booth Count

HALL	Booths
HALL A	371 Booths
HALL B	268 Booths
HALL C	545 Booths
HALL D	197 Booths

0% - 0 SqFt Rented  
100% - 140,000 SqFt Available

Dimension	Size	Qty	SqFt	Rented	Available
10'x10'	100	1,400	140,000	0	1,400
Totals:		1,400	140,000	0	1,400

Note: This row of booths not available if Hall E is used as stand alone exhibit hall due to airwall.



## Exhibit Level North/South

### Maximum Booth Layout

**Disclaimer:**  
This drawing is intended as a guide only.  
The Moscone Center/SMG cannot be held  
responsible for on-site variations or  
adjustments.

11.10.2021

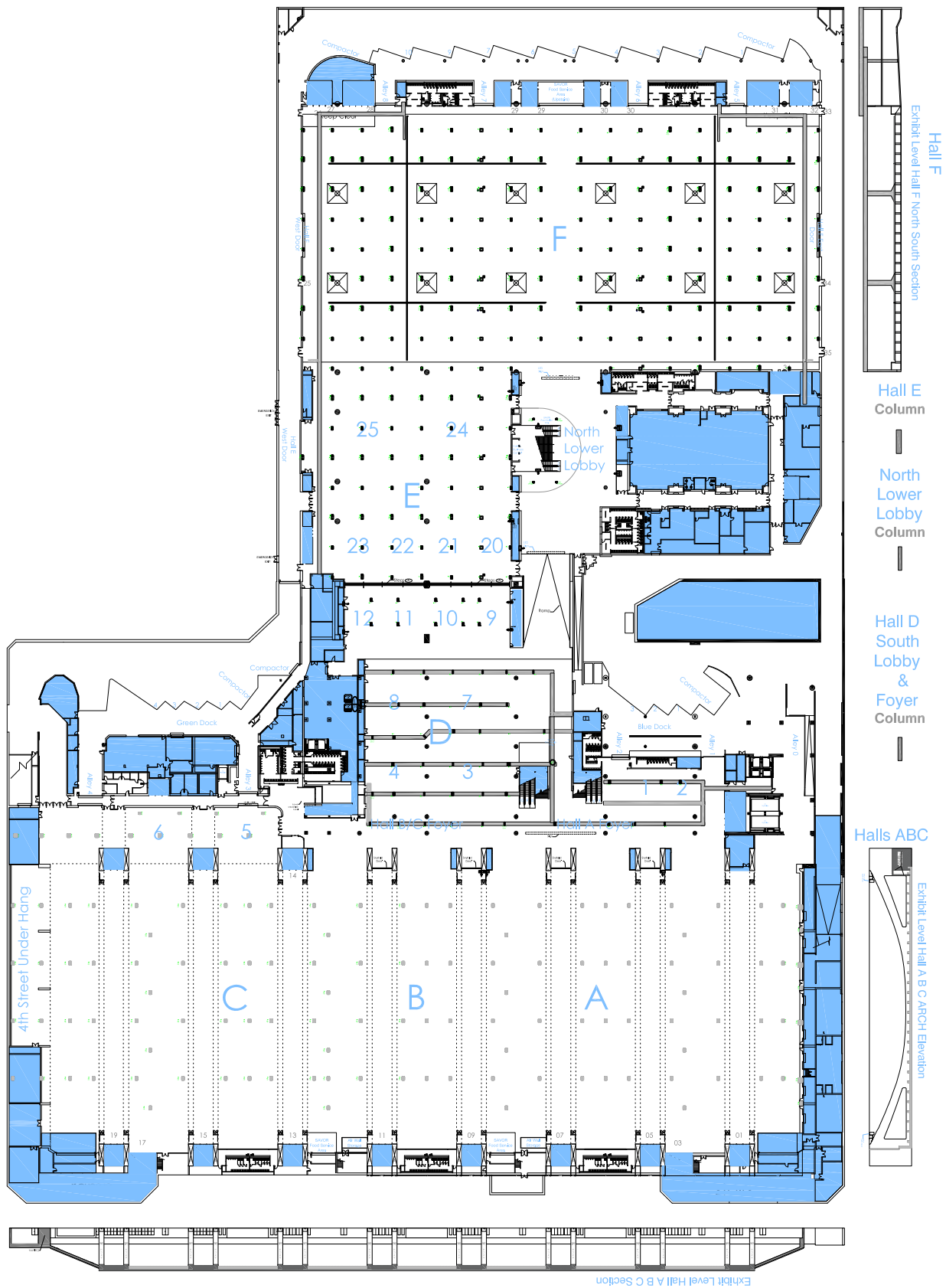


Exhibit Halls ABCDEF  
Floor Loads: 125 PSF

0 5 10 15m  
scale

## Exhibit Level North/South

Utilities

**Disclaimer:**

This drawing is intended as a guide only. The Moscone Center/SMG cannot be held responsible for on-site variations or adjustments.

11.10.2021



This is only a guide. Please review Moscone Meeting Planner Handbook.

## Hang Point Locations & Ratings

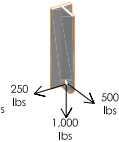
### HALLS A, B, AND C:

Each eyebolt is rated at 2,000 lbs straight down. Rating decreases when bridling. Bridles between 45° and 90° may not exceed 500 lbs.

This drawing is the T-Bracket hang point on the inside face of the arches.

Capacity:  
Down: 1,000 lbs  
Away: 500 lbs  
Side: 125 lbs

These points occur on the rigging gridlines at 4&5, 9&10, 14&15, 19&20, 24&25, 29&30, 34&35, 39&40. Refer to Arch Elevation for typical height and placement.



Hall A East and Hall C East have sloped ceilings requiring a Special Height Notice:

Hall A East:  
Gridline 2= 27'-0"  
Gridline 3= 35'-3"  
Hall C West:  
Gridline 41= 35'-3"  
Gridline 42= 27'-0"  
Gridline 43= 18'-9"

**HALL D:**  
5,000 lbs vertical down in any direction.  
2,500 lbs Horizontal in any direction.

**HALL E:**  
1,000 lbs per eyebolt straight down.  
**NO BRIDLES ALLOWED.**

**LOBBIES:**  
All Lobbies are rated at 1,000 lbs straight down. There will be no bridles or side loads permitted in any lobbies.

Any rigging over 1,000 lbs should have plans available upon request from the house rigger to review.

Aisle sign cables rated at 25 lbs per span between eyebolts.

Please report any eye bolts that are bent or show defects of any kind to event manager or house rigger.

It is the responsibility of all persons designing or using hang points to read and understand the house rules, policies and procedures for rigging at Moscone Center.

**HALL F:**  
2,000 lbs on eyebolts straight down. Ratings decrease when bridling. Bridles between 45° and 90° may not exceed 500 lbs.

—Saddle Bracket. Maintains 2,000 lbs capacity. Points are designated with an asterisk next to grid name (M4.1\*, for example).

—T Bracket. Maintains 2,000 lbs capacity. Points are designated with a double asterisk next to grid name (M4.7\*\*, for example).

### HALL F Exceptions:



COLUMN ANCHORS 25 lbs.

—Hangpoints AA1-AA13 and Z1-Z13 are designed as cable paths and are rated at 200lbs.

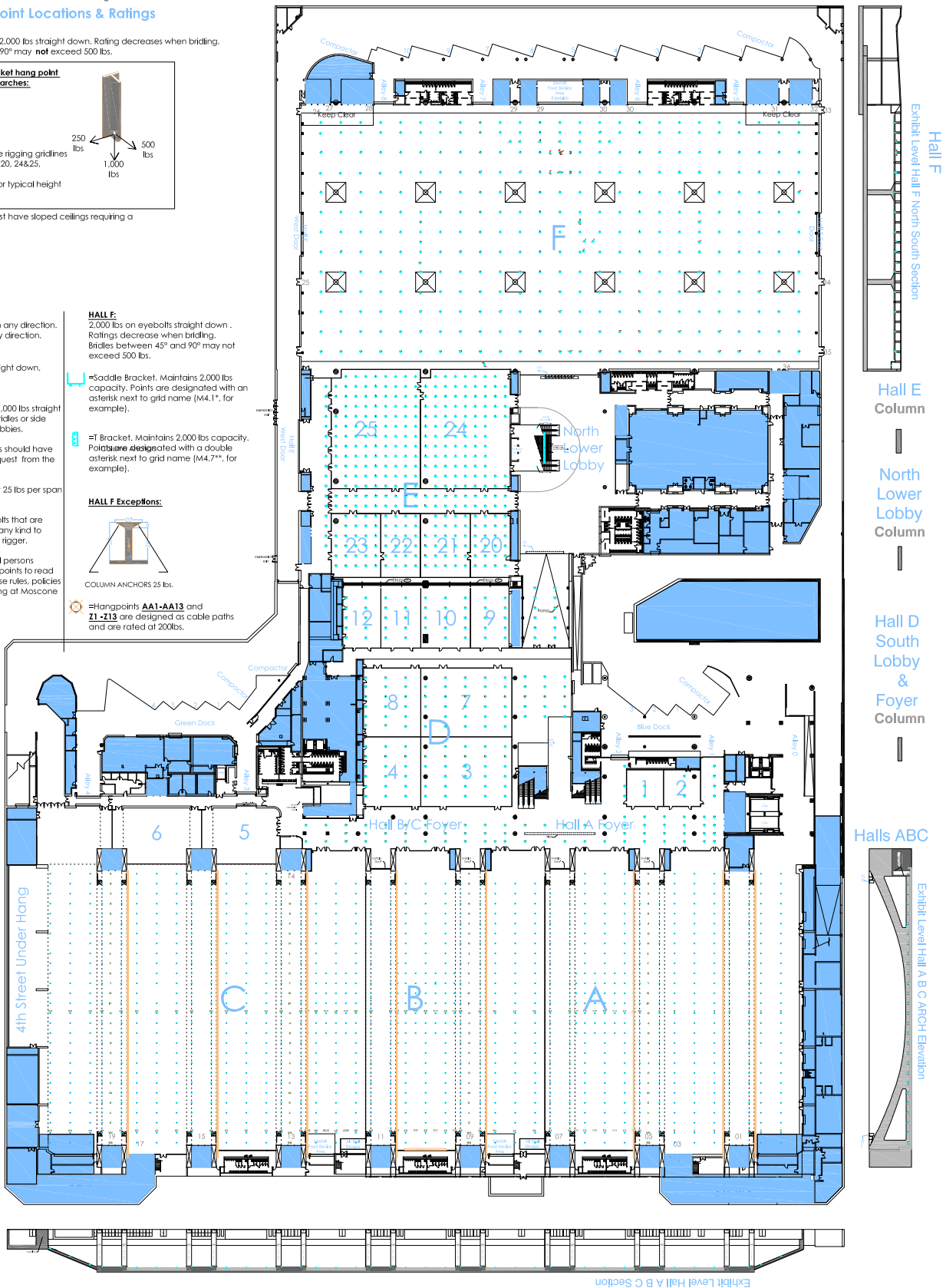


Exhibit Halls ABCDEF  
Floor Loads: 125 PSF



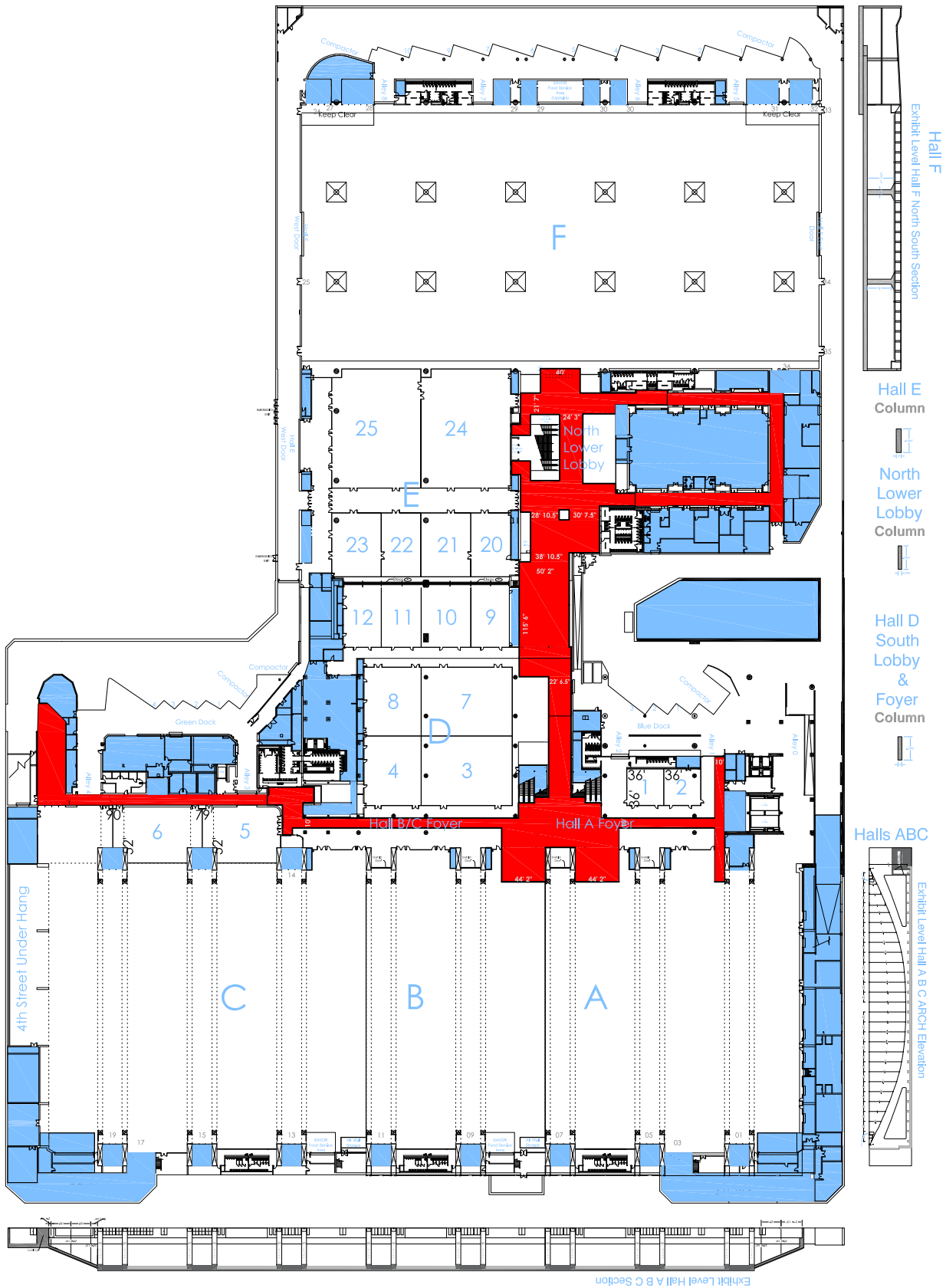
Exhibit Level North/South

Rigging

### Disclaimer:

This drawing is intended as a guide only. The Moscone Center/SMG cannot be held responsible for on-site variations or adjustments.

11.10.2021



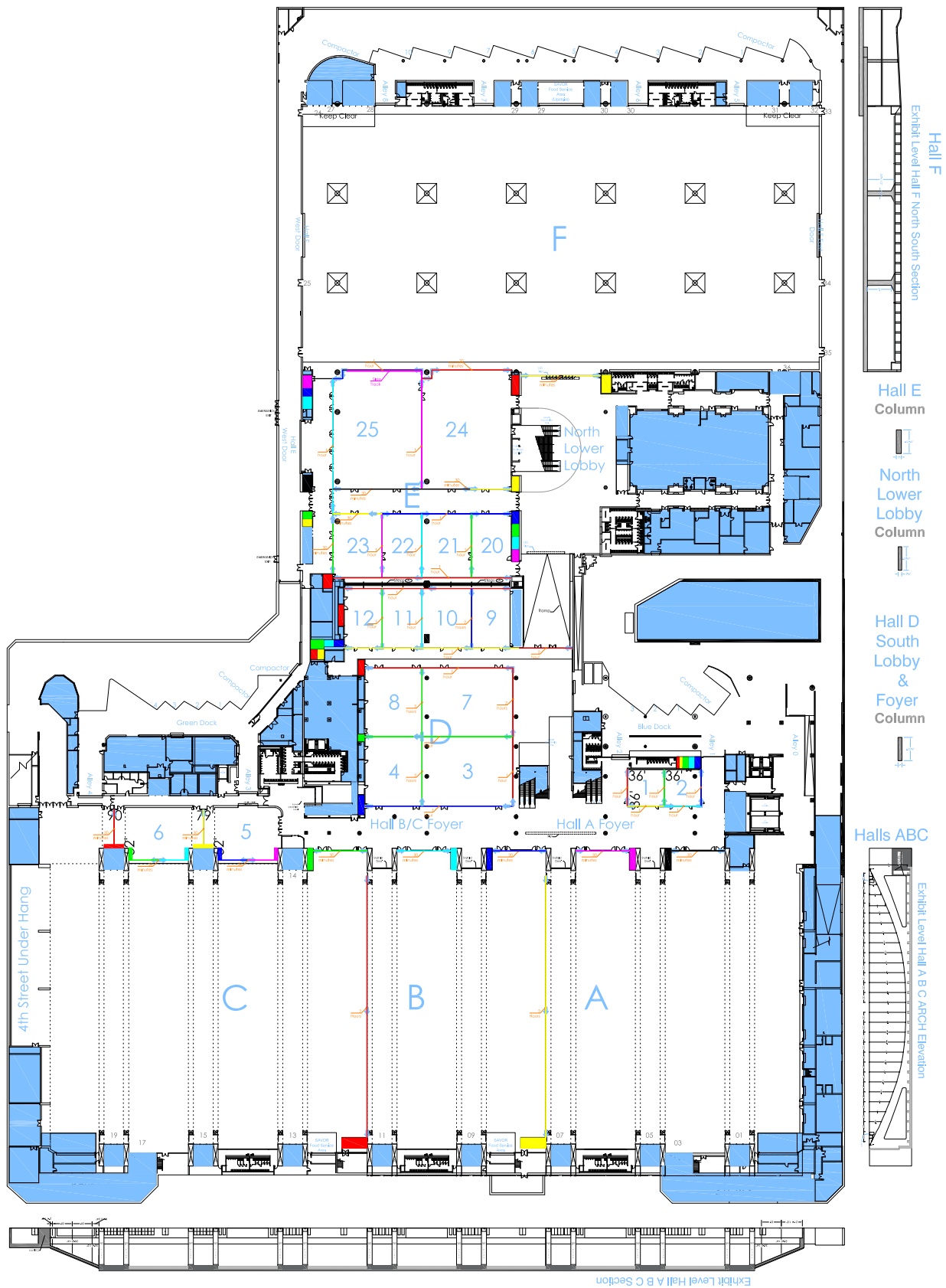


Exhibit Halls ABCDEF  
Floor Loads: 125 PSF



## Exhibit Level North/South

### Airwall Movement & Timing

**Disclaimer:**  
This drawing is intended as a guide only.  
The Moscone Center/SMG cannot be held  
responsible for on-site variations or  
adjustments.

11.10.2021

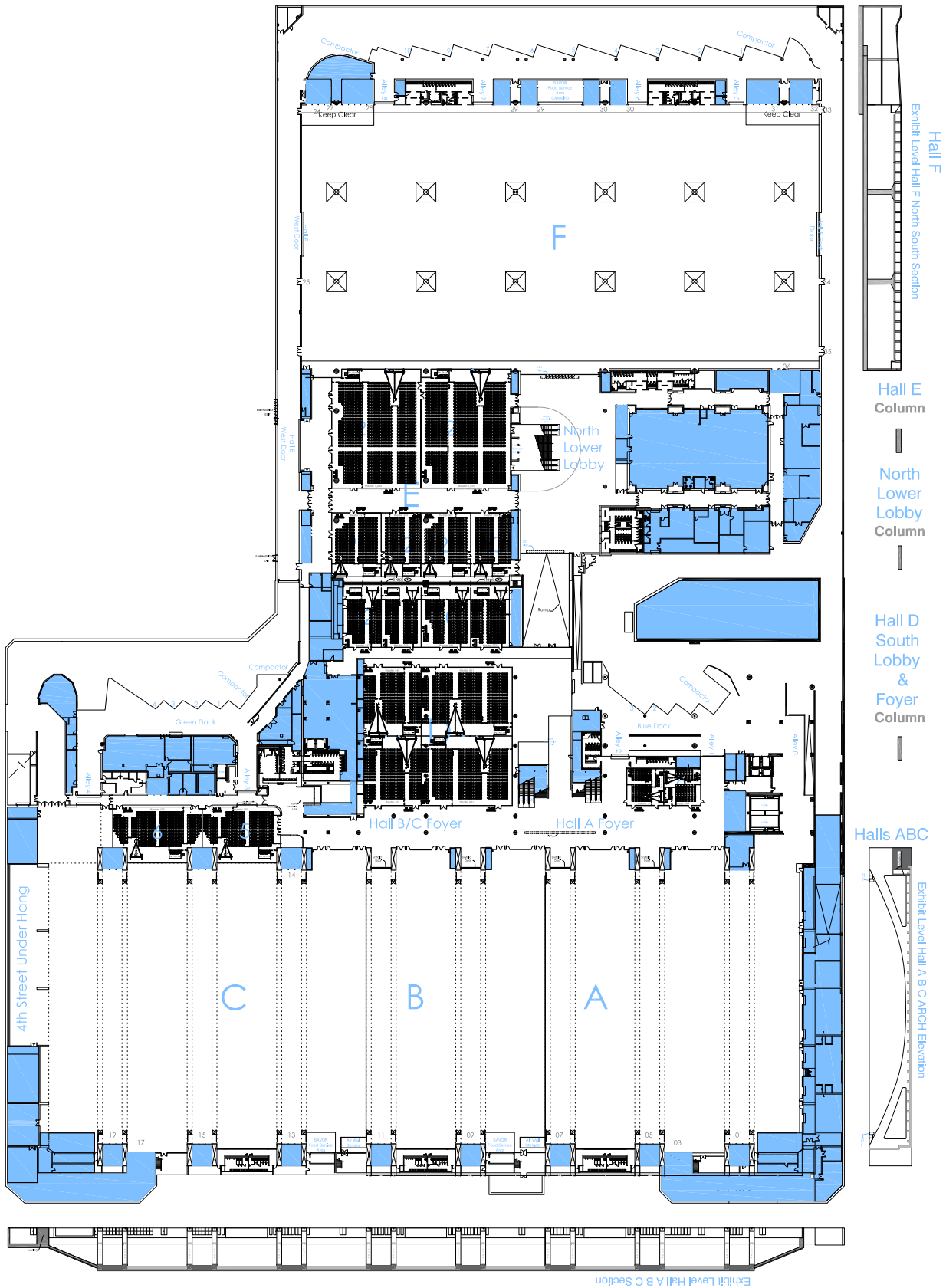


Exhibit Halls ABCDEF  
Floor Loads: 125 PSF



Exhibit Level North/South

Theater

**Disclaimer:**

This drawing is intended as a guide only. The Moscone Center/SMG cannot be held responsible for on-site variations or adjustments.

11.10.2021

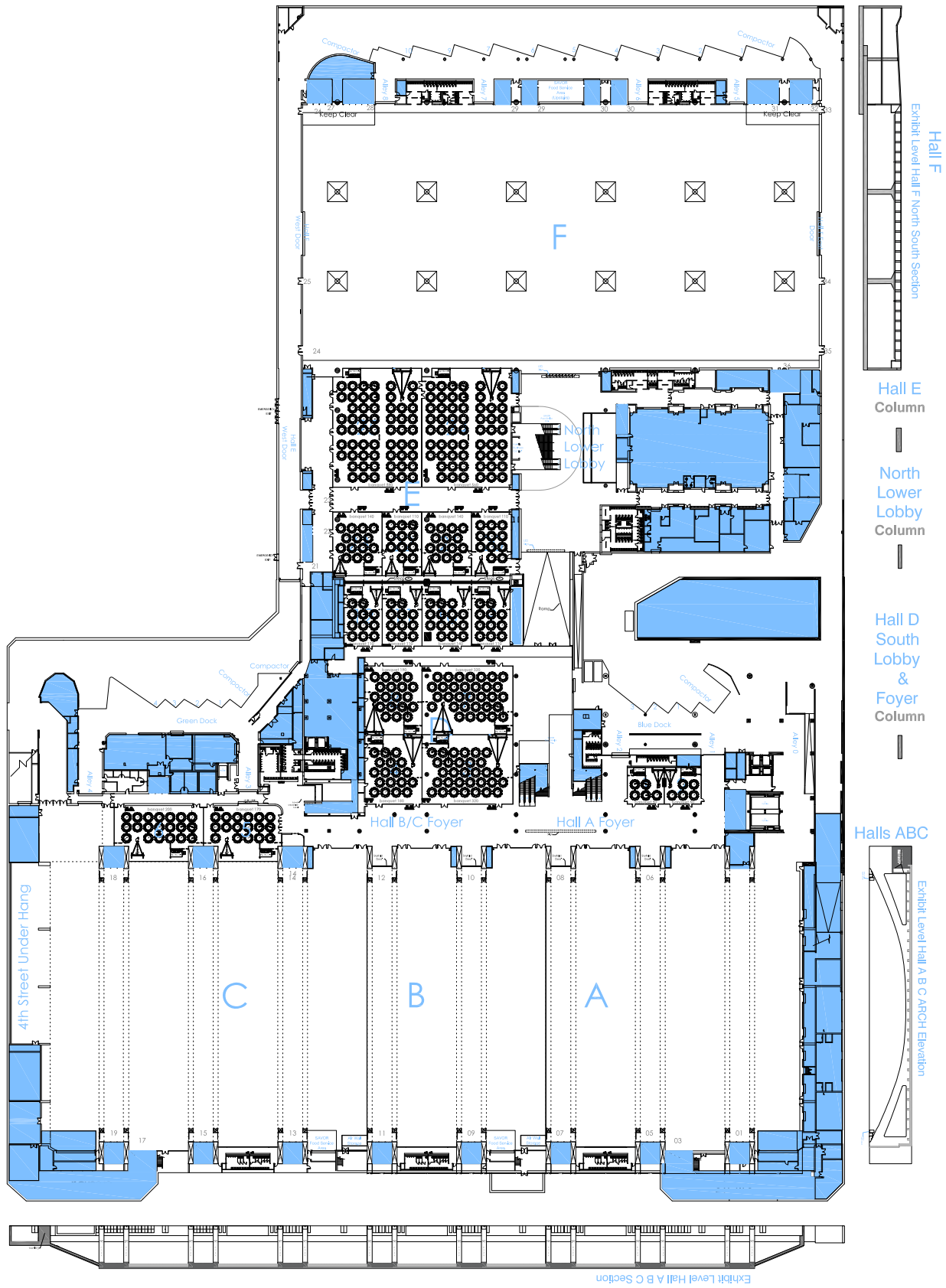


Exhibit Halls ABCDEF  
Floor Loads: 125 PSF



Exhibit Level North/South  
Banquet

**Disclaimer:**  
This drawing is intended as a guide only.  
The Moscone Center/SMG cannot be held  
responsible for on-site variations or  
adjustments.

11.10.2021

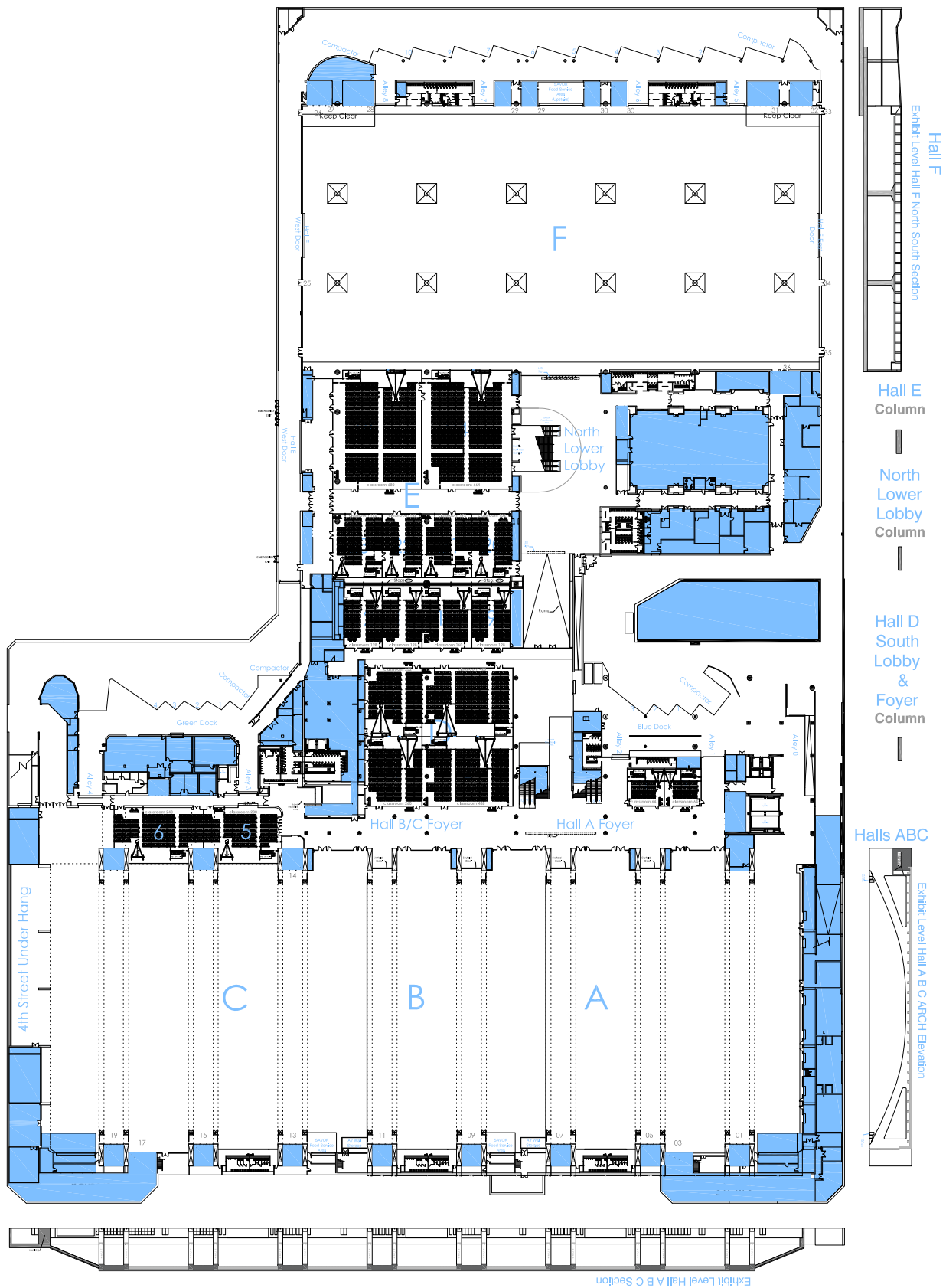


Exhibit Halls ABCDEF  
Floor Loads: 125 PSF



Exhibit Level North/South

Classroom

**Disclaimer:**

This drawing is intended as a guide only. The Moscone Center/SMG cannot be held responsible for on-site variations or adjustments.

11.10.2021